

6.5.1 All the channels are available



In such a scenario, the detection threshold is taken to a value of 0 dB (Figure 160) much higher than the sRSS level (average = -82.09 dBm) (Figure 161). Therefore, no victim system has been detected and the WSDs are allowed to transmit in any of the specified channels (Figure 162) per event.

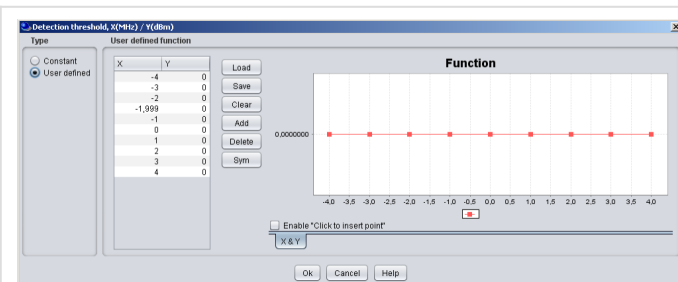


Figure 160: Selection of a high detection threshold

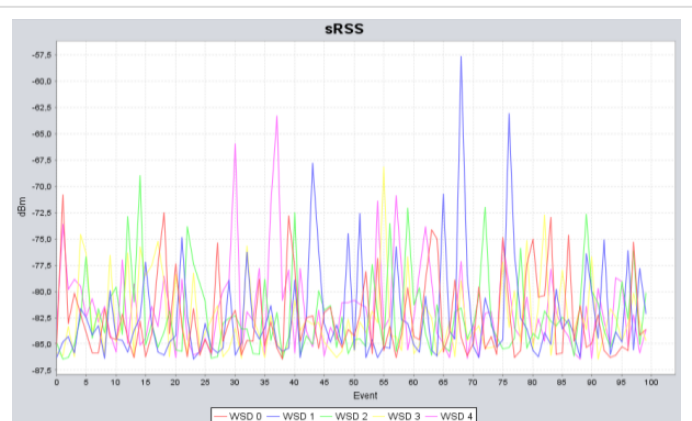


Figure 161: The sRSS values are well below the detection threshold, so no victim system have been detected

In such a case the e.i.r.p. used in the simulation is the $Tx_{power} (= -33 \text{ dBm}) + G_{max} (= 0 \text{ dBi})$, meaning that the in-block e.i.r.p. limit does not apply. This means that whatever the frequency selected by the WSD its e.i.r.p. is the same (Figure 164) (here assuming that the Power Control at the It is OFF).

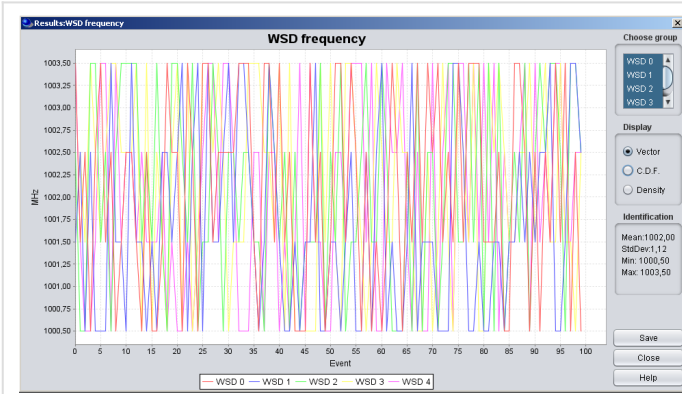


Figure 162: The WSD can transmit anywhere in the victim frequency range

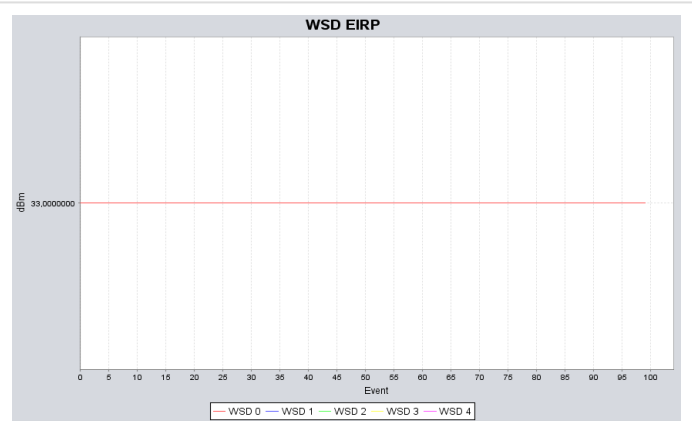


Figure 163: e.i.r.p. set to -33 dBm as set in the It, i.e. $Tx_{power} (= -33 \text{ dBm}) + G_{max} (= 0 \text{ dBi})$, meaning that there were no limit applied to the It Tx power

Figure 165 illustrates that on average there are 1.17 WSDs active at 1000.5 MHz per event, 1.23 WSDs in 1001.5 MHz, 1.34 WSDs in 1002.5 MHz and 1.26 WSDs in 1003.5 MHz for the same out of 5 which were input to the simulation. In this case all the WSDs were active (but in different frequencies) since the sum equal to 5 (i.e. none of the WSDs have been turned off).

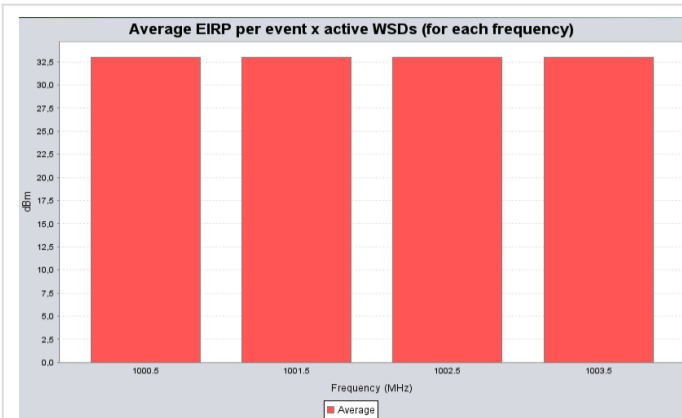


Figure 164: e.i.r.p. is the same irrespective of the frequency

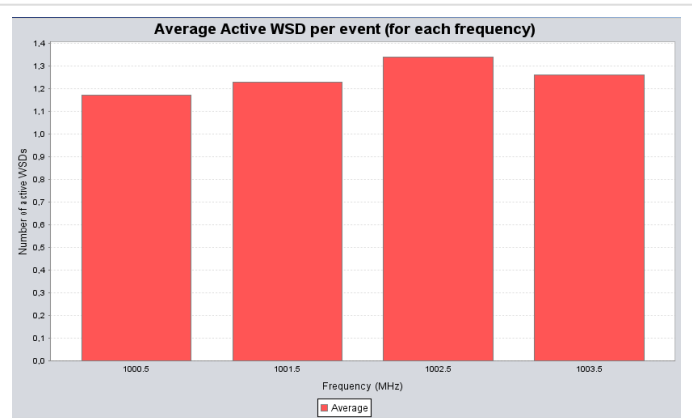


Figure 165: Illustration of the number of WSDs per frequency

Revision #1

Created 2026-04-15 06:49:42 UTC by ECO TECH

Updated 2026-04-15 06:52:19 UTC by ECO TECH