


# 2.18 Testing unwanted emissions function

A sanity check on the unwanted emission calculation can be done by using the <Test Rel. Unwanted> emission function in the menu bar of SEAMCAT, by clicking on the icon of the toolbar (  ) or by pressing <CTRL+SHIFT+U>. The definition of unwanted emissions mask can be checked by calculating the actual unwanted emissions for given mask in a given VLR bandwidth applying a certain ILT-VLR frequency offset:

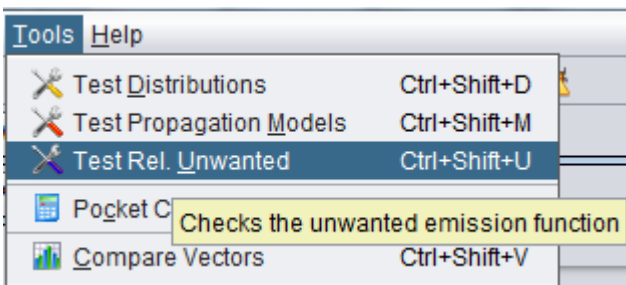


Figure 55: Access to testing unwanted emission function

This feature allows to directly extract the unwanted emission by entering the frequency separation, t 56.

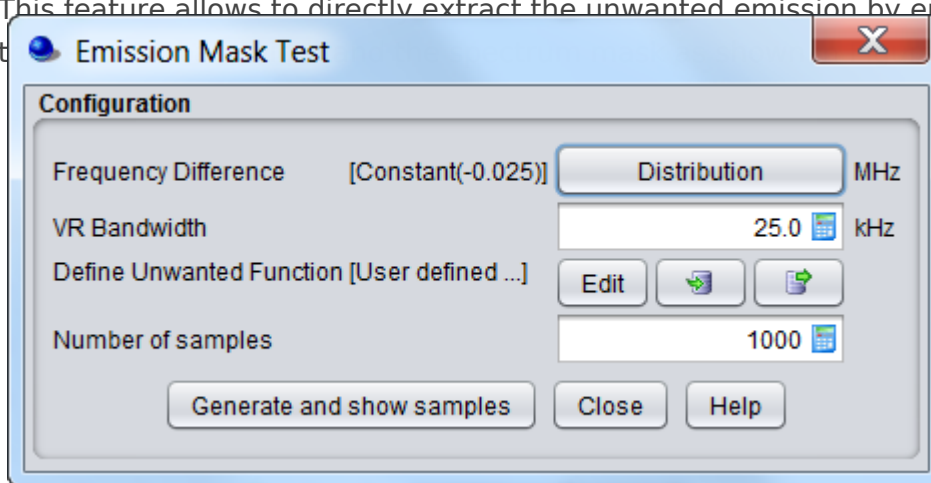


Figure 56: Illustration of the

## unwanted emission function check routine

