



















# 2.1 Quick buttons toolbar

A 'quick buttons' toolbar with access to the most commonly used features is available at the top of the SEAMCAT interface window. The function of each button is shown in a tooltip whenever your mouse is moved over it. Certain buttons are inactive when the function is not applicable, e.g. the stop simulation button is active only during the run of a simulation. Inactive buttons are displayed dimmed.

**Table 2: Overview of the buttons on the quick menu toolbar**

	new workspace		export library		check the built-in and plugin propagation model
	new batch		start event generation (workspace or batch)		check the unwanted emission function
	open (workspace or batch)		stop event generation (workspace or batch)		compare multiple vectors
	Save (save as, save all)		generate a report (xml or html file)		pocket calculator
	close workspace or batch		check the consistency of the workspace		on-line manual help contents
	import library		check the built-in distribution function		report bugs or enhancement

Revision #1

Created 2026-04-14 08:16:20 UTC by ECO TECH

Updated 2026-04-14 08:19:31 UTC by ECO TECH